

Cisco Nexus 9300 Platform Switches

Product Overview

Organizations everywhere recognize that changing application environments are creating new demands for the IT infrastructure that supports them. Application workloads are deployed across a mix of virtualized and nonvirtualized server and storage infrastructure, requiring a network infrastructure that provides consistent connectivity, security, and visibility across a range of bare-metal, virtualized, and cloud computing environments:

- Application instances are created dynamically. As a result, the provisioning, modification, and removal of application network connectivity needs to be dynamic as well.
- Business units demand accelerated application deployments. IT departments have to provide shared IT infrastructure to address time-to-market needs and to increase their return on investment (ROI).
- With organizations deploying a mix of custom, open source, and off-the-shelf commercial applications, IT departments must manage both security and quality of service (QoS) for environments that support multitenancy.
- Applications have been transitioning over time to a less monolithic, scale-out, multinode model. IT infrastructure that supports this model must scale with the speed of business and support both 10 and 40 Gigabit Ethernet connectivity.

The Cisco Nexus[®] 9000 Series Switches include both modular and fixed-port switches that are designed to overcome these challenges with a flexible, agile, low-cost, application-centric infrastructure (ACI).

The Cisco Nexus 9300 platform consists of fixed-port switches designed for top-of-rack (ToR) and middle-of-row (MoR) deployment in data centers that support enterprise applications, service provider hosting, and cloud computing environments. The switches are Layer 2 and 3 nonblocking 10 and 40 Gigabit Ethernet and Fibre Channel over Ethernet (FCoE)-capable switches with up to 2.56 terabits per second (Tbps) of internal bandwidth.

Models

Table 1 summarizes the Cisco Nexus 9300 platform switch models.

Table 1. Cisco Nexus 9300 Platform Switches

Model	Description
Cisco Nexus 9332PQ Switch	32 x 40-Gbps Enhanced Quad Small Form-Factor Pluggable (QSFP+) ports
Cisco Nexus 9372PX Switch	48 x 1/10-Gbps SFP+ and 6 x 40-Gbps fixed QSFP+ ports
Cisco Nexus 9372TX Switch	48 x 1/10GBASE-T and 6 x 40-Gbps fixed QSFP+ ports
Cisco Nexus 9396PX Switch	48 x 1/10-Gbps SFP+ and up to 12 x 40-Gbps QSFP+ ports
Cisco Nexus 9396TX Switch	48 x 1/10GBASE-T and up to 12 x 40-Gbps QSFP+ ports
Cisco Nexus 93120TX Switch	96 x 1/10GBASE-T and 6 x 40-Gbps fixed QSFP+ ports
Cisco Nexus 93128TX Switch	96 x 1/10GBASE-T and up to 8 x 40-Gbps QSFP+ ports

The Cisco Nexus 9332PQ Switch is a 1-rack-unit (1RU) switch that supports 2.56 Tbps of bandwidth and over 1500 Mpps across thirty-two 40-Gbps QSFP+ ports (Figure 1).

Figure 1. Cisco Nexus 9332PQ Switch



The Cisco Nexus 9372PX Switch is a 1RU switch that supports 1.44 Tbps of bandwidth and over 1150 Mpps across 48 fixed 10-Gbps SFP+ ports and 6 fixed 40-Gbps QSFP+ ports (Figure 2).

Figure 2. Cisco Nexus 9372PX Switch




The Cisco Nexus 9372TX Switch is a 1RU switch that supports 1.44 Tbps of bandwidth and over 1150 Mpps across 48 fixed 10-Gbps BASE-T ports and 6 fixed 40-Gbps QSFP+ ports (Figure 3).

Figure 3. Cisco Nexus 9372TX Switch



The Cisco Nexus 9396PX Switch is a 2RU switch that supports up to 1.92 Tbps of bandwidth and over 1500 Mpps across 48 fixed 10-Gbps SFP+ ports and up to 12 40-Gbps QSFP+ ports through an uplink module (Figure 4). 3 choices of uplink module options are offered: 6 port 40-Gbps QSFP+, 12 port 40-Gbps QSFP+ and 4 port 100-Gbps CFP2 ports.

Figure 4. Cisco Nexus 9396PX Switch



The Cisco Nexus 9396TX Switch is a 2RU switch that supports up to 1.92 Tbps of bandwidth and over 1500 Mpps across 48 fixed 1/10GBASE-T ports and up to 12 40-Gbps QSFP+ ports through an uplink module (Figure 5). 3 choices of uplink module options are offered: 6 port 40-Gbps QSFP+, 12 port 40-Gbps QSFP+ and 4 port 100-Gbps CFP2 ports.

Figure 5. Cisco Nexus 9396TX Switch




The Cisco Nexus 93120TX switch is a 2RU switch that supports 2.4Tbps of bandwidth and over 1500 Mpps across 96 fixed 1/10G BASE-T ports and 6 fixed 40-Gbps QSFP ports (Figure 6).

Figure 6. Cisco Nexus 93120TX Switch



The Cisco Nexus 93128TX Switch is a 3RU switch that supports up to 2.56 Tbps of bandwidth and over 1500 Mpps across 96 fixed 1/10GBASE-T ports and up to 8 40-Gbps QSFP ports through an uplink module (Figure 7).). 3 choices of uplink module options are offered: 6 port 40-Gbps QSFP+, 12 port 40-Gbps QSFP+ (8 active ports) and 4 port 100-Gbps CFP2 ports.

Figure 7. Cisco Nexus 93128TX Switch



All the 9300 switches use dual-core 2.5 GHz x86 CPU with 64 GB SSD and 16GB memory for enhanced network performance.

With the Cisco Nexus 9000 Series, organizations can quickly and easily upgrade existing data centers to carry 40 Gigabit Ethernet to the aggregation layer or to the spine (in a leaf-and-spine configuration) through advanced and cost-effective optics that enable the use of existing 10 Gigabit Ethernet fiber (a pair of multimode fiber strands). Please visit the [Cisco 40GBASE QSFP modules data sheet](#) for more details.

Cisco provides two modes of operation for the Cisco Nexus 9000 Series. Organizations can use Cisco® NX-OS Software to deploy the Cisco Nexus 9000 Series in standard Cisco Nexus switch environments. Organizations also can use a hardware infrastructure that is ready to support Cisco Application Centric Infrastructure (ACI) to take full advantage of an automated, policy-based, systems management approach.

Features and Benefits

The Cisco Nexus 9300 platform switches are high-density, nonblocking, low-power-consuming switches designed for ToR, MoR, and end-of-row (EoR) deployment in enterprise data centers, service provider facilities, and large virtualized and cloud computing environments.

The platform offers industry-leading density and performance with flexible port configurations that can support existing copper and fiber cabling (Table 2 and 3). With 1/10GBASE-T support, the platform can deliver 10 Gigabit Ethernet over existing copper cabling, enabling a low-cost upgrade from Cisco Catalyst® 6500 Series Switches when used in an MoR or EoR configuration.

Table 2. Cisco Nexus 9300 Platform Switches Characteristics - Fixed Port Switches

Model	Cisco Nexus 9332PQ	Cisco Nexus 9372PX	Cisco Nexus 9372TX	Cisco Nexus 93120TX
Ports	32 QSFP+ ports	48 fixed 1/10-Gbps SFP+ and 6 QSFP+ ports	48 fixed 1/10GBASE-T and 6 QSFP+ ports	96 fixed 1/10GBASE-T and 6 QSFP+ ports
Supported speeds	40 Gigabit Ethernet speeds	1/10 Gigabit Ethernet speeds	100 Megabit Ethernet and 1/10 Gigabit Ethernet speeds	100 Megabit Ethernet and 1/10 Gigabit Ethernet speeds
40 Gigabit Ethernet uplink port	-	6 fixed QSFP+ ports	6 fixed QSFP+ ports	6 fixed QSFP+ ports
	Advanced QSFP+ optics enable connectivity using existing 10 Gigabit Ethernet fiber			
	The switch offers 25 MB additional packet buffer shared with all ports for more resilient operations			
Power supplies (up to 2)	650 watts (W) AC/930W DC	650W AC/930W DC	650W AC/930W DC	1200W AC/930W DC
Typical power* (AC)	228W	210W	374.5W	542W
Maximum power* (AC)	508W	537W	694W	948W
Input voltage (AC)	100 to 240V	100 to 240V	100 to 240V	100 to 240V
Input voltage (DC)	-48V - -60V	-48V - -60V	-48V - -60V	-48V - -60V
Frequency (AC)	50 to 60 Hz	50 to 60 Hz	50 to 60 Hz	50 to 60 Hz
Fans	4	4	4	4
Physical (H x W x D)	1.72 x 17.3 x 22.5 in. (4.4 x 43.9 x 57.1 cm)	1.72 x 17.3 x 22.5 in. (4.4 x 43.9 x 57.1 cm)	1.72 x 17.3 x 22.5 in. (4.4 x 43.9 x 57.1cm)	3.5 x 17.5 x 22.5 in. (8.9 x 44.5 x 57.1 cm)
Acoustics	49.1 dBA at 40% fan speed, 65.6 dBA at 70% fan speed, and 78.5 dB at 100% fan speed	48.5 dBA at 40% fan speed, 64.9 dBA at 70% fan speed, and 77.8 dB at 100% fan speed	48.6 dBA at 40% fan speed, 65.2 dBA at 70% fan speed, and 76.5 dB at 100% fan speed	
RoHS compliance	Yes	Yes	Yes	Yes

Table 3. Cisco Nexus 9300 Platform Switches Characteristics - Switches with Uplink Module Slot

Model	Cisco Nexus 9396PX	Cisco Nexus 9396TX	Cisco Nexus 93128TX
Ports	48 fixed SPF+ ports	48 fixed 1/10GBASE-T ports	96 fixed 1/10GBASE-T ports
Supported speeds	1/10 Gigabit Ethernet speeds	100 Megabit Ethernet and 1/10 Gigabit Ethernet speeds	100 Megabit Ethernet and 1/10 Gigabit Ethernet speeds

Model	Cisco Nexus 9396PX	Cisco Nexus 9396TX	Cisco Nexus 93128TX
40 Gigabit Ethernet Uplink Ports	6 or 12 QFSP+ ports active through the uplink module	6 or 12 QFSP+ ports active through the uplink module	6 or 8 QSFP+ ports active through the uplink module
	Customers have the choice of either N9K-M6PQ or N9K-M12PQ for 40 Gigabit Uplink connectivity to aggregation or spine switches		
100 Gigabit Ethernet Uplink Ports	Customer can have 100G uplink connectivity to spine switches or routers through the N9K-M4PC- uplink module, with CPF2 optics as wells as Cisco CPAK 100G module through converters		
	The N9K-M4PC-CFP2 offers 5MB additional buffer for each port		
Power supplies (up to 2)	650W AC/930W DC	650W AC/930W DC	1200W AC/930W DC
Typical power* (AC)	232W	427W	582W
Maximum power* (AC)	455W	712W	853W
Input voltage (AC)	100 to 240V	100 to 240V	<ul style="list-style-type: none"> 100 to 120V (maximum output 800W) 200 to 240V (maximum output 1200W)
Input voltage (DC)	-48V - -60V	-48V - -60V	-48V - -60V
Frequency (AC)	50 to 60 Hz	50 to 60 Hz	47 to 63 Hz
Fans	3	3	3
Physical (H x W x D)	3.5 x 17.5 x 22.5 in. (8.9 x 44.5 x 57.1 cm)	3.5 x 17.5 x 22.5 in. (8.9 x 44.5 x 57.1 cm)	5.3 x 17.5 x 22.5 in. (13.3 x 44.5 x 57.1 cm)
Acoustics	68.3 dBA at 40% fan speed, 78.8 dBA at 70% fan speed, and 84.5 dB at 100% fan speed	68.3 dBA at 40% fan speed, 78.8 dBA at 70% fan speed, and 84.5 dB at 100% fan speed	71.4 dBA at 40% fan speed, 80.2 dBA at 70% fan speed, and 85.7 dB at 100% fan speed
RoHS compliance	Yes	Yes	Yes

* Typical/Max power number is based on input drawn from the power circuit. Power Supply number (Ex: 650W AC power supply: N9K-PAC-650W) is based on output rating towards the inside of the switch.

Table 4 summarizes the features of the Cisco Nexus 9300 platform.

Table 4. Cisco Nexus 9300 Platform Switch Features

Feature	Benefit
Predictable high performance	Latency of 1 to 2 microseconds with up to 1.28 Tbps of bandwidth enables customers to build a robust switch fabric scaling from as few as 200 10-Gbps server ports to more than 200,000 10-Gbps server ports
Increased integrated buffer space	Up to a total of 50 MB of integrated shared buffer space allows better management of speed mismatch between access and uplink ports
Designed for availability	Hot-swappable, redundant power supplies and fan trays increase availability
Flexible airflow configuration	Port-side intake and port-side exhaust airflow configurations are both supported
CPU, SSD, Memory	Dual-core 2.5 GHz x86 CPU with 64 GB SSD and 16GB memory for enhanced network performance
Power efficiency	All Cisco Nexus 9000 Series power supplies are 80 Plus Platinum rated
Advanced optics	Cisco offers a pluggable 40 Gigabit Ethernet QSFP+ transceiver that enables customers to use existing 10 Gigabit Ethernet data center cabling to support 40 Gigabit Ethernet connectivity. This technology facilitates adoption of 40 Gigabit Ethernet with no cable infrastructure upgrade cost

Cisco Nexus 9300 Power and Cooling


The switches are designed to adapt to any data center hot-aisle and cold-aisle configuration. The switches can be installed with ports facing the rear, simplifying cabling of server racks by putting the ports closest to the servers they support. The switches can be installed with the ports facing the front, simplifying the upgrade of existing racks of switches in which network cables are wired to the front of the rack.

The two deployment modes support front-to-back cooling through a choice of power supplies and fan trays designed with opposite airflow directions, denoted by red and blue tabs (Figure 7).

The above two deploy modes are available with AC power supplies. Additionally, DC power supply UCSC-PSU-930WDC (port side intake) can be used for -48V to -60V DC (900W) deployments.

To enhance availability, the platform supports 1+1 redundant hot-swappable 80 Plus Platinum-certified power supplies and hot-swappable 2+1 redundant fan trays.

Figure 8. Cisco Nexus 9300 Platform Switch Components



Cisco Nexus 9300 Series Uplink Module

The Cisco Nexus 9300 platform requires an uplink module to be installed for normal switch operation that can be serviced and replaced by the user. There are three uplink module options.

The Cisco Nexus M6PQ uplink module provides up to six QSFP+ ports for 40 Gigabit Ethernet connectivity to servers or aggregation-layer switches (Figure 8). The uplink module provides six active ports when installed in the Cisco Nexus 93128TX, 9396TX, and 9396PX.

Figure 9. Cisco Nexus M6PQ 6-Port QSFP+ Uplink Card



The Cisco Nexus M12PQ uplink module provides up to 12 QSFP+ ports for 40 Gigabit Ethernet connectivity to servers or aggregation-layer switches (Figure 9). As specified earlier in Table 3, the uplink module provides 8 active ports when installed in the Cisco Nexus 93128TX, and 12 active ports when installed in the Cisco Nexus 9396PX and 9396TX. The 40 Gigabit ports on the uplink module do not support the break-out mode of four 10 Gigabit Ethernet ports, but they can be converted to a single 10 Gigabit Ethernet port with the QSFP-to-SFP QSA adapter.

Figure 10. Cisco Nexus M12PQ 12-Port QSFP+ Uplink Card



The Cisco Nexus N9K-M4PC-CFP2 uplink module provides up to 4 ports for 100 Gigabit Ethernet connectivity to aggregation switches and routers. It supports CFP2 optics as well as Cisco CPAK 100G modules through converters. It provides 2 active ports when installed in the Cisco Nexus 93128TX, and 4 active ports when installed in the Cisco Nexus 9396PX and 9396TX.

Figure 11. Cisco Nexus N9K-M4PC-CFP2 4-Port 100G Uplink Card



For details about the optics modules available and the minimum software release required for each supported module, visit http://www.cisco.com/en/US/products/hw/modules/ps5455/products_device_support_tables_list.html.

Deployment Scenarios

The Cisco Nexus 9300 platform is a versatile data center switching platform with switches that can operate as ToR data center switches, as MoR and EoR access-layer switches deployed with or without Cisco fabric extender technology, and as leaf switches in a horizontally scaled leaf-and-spine architecture.

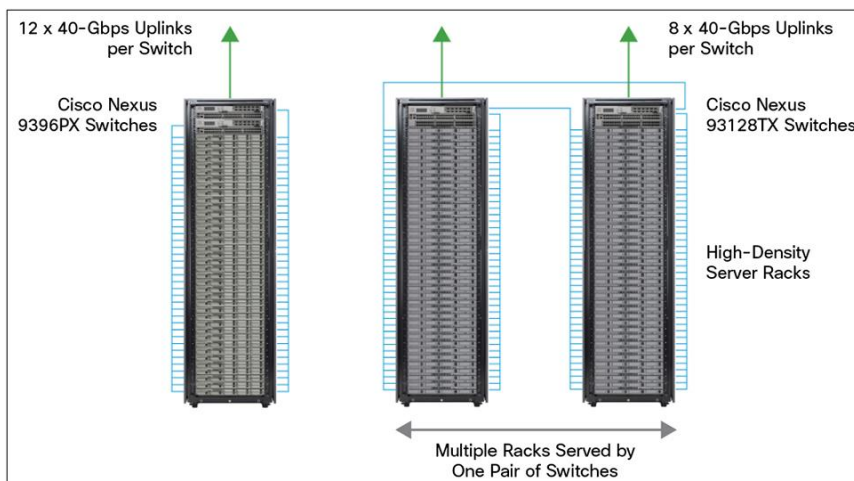
Top-of-Rack Data Center Switch

The Cisco Nexus 9300 platform is designed for a ToR design, with increased port density, deep integrated buffer space, and performance.

With 48 fixed ports, the Cisco Nexus 9372PX, 9372TX, 9396PX and 9396TX have enough ports to support the densest 1RU server configurations. A pair of these switches can support redundant connectivity to each server in a rack with ports to spare. In the configuration shown in Figure 8, the 480-Gbps uplink capacity from each switch is sufficient to provide full 10-Gbps bandwidth to each server with up to no oversubscription.

The Cisco Nexus 9300 platform can support multiple racks (or pods) of dense 1RU servers. For example, the 96-port Cisco Nexus 93128TX and Cisco Nexus 93120TX can provide 10 Gigabit Ethernet connectivity to all servers across two racks, with a pair of these switches providing full redundancy. In less dense configurations with 2RU servers, the Cisco Nexus 9300 platform can support even more racks of servers in an MoR configuration.

Figure 12. Cisco Nexus 9300 Platform Switch in ToR Configurations



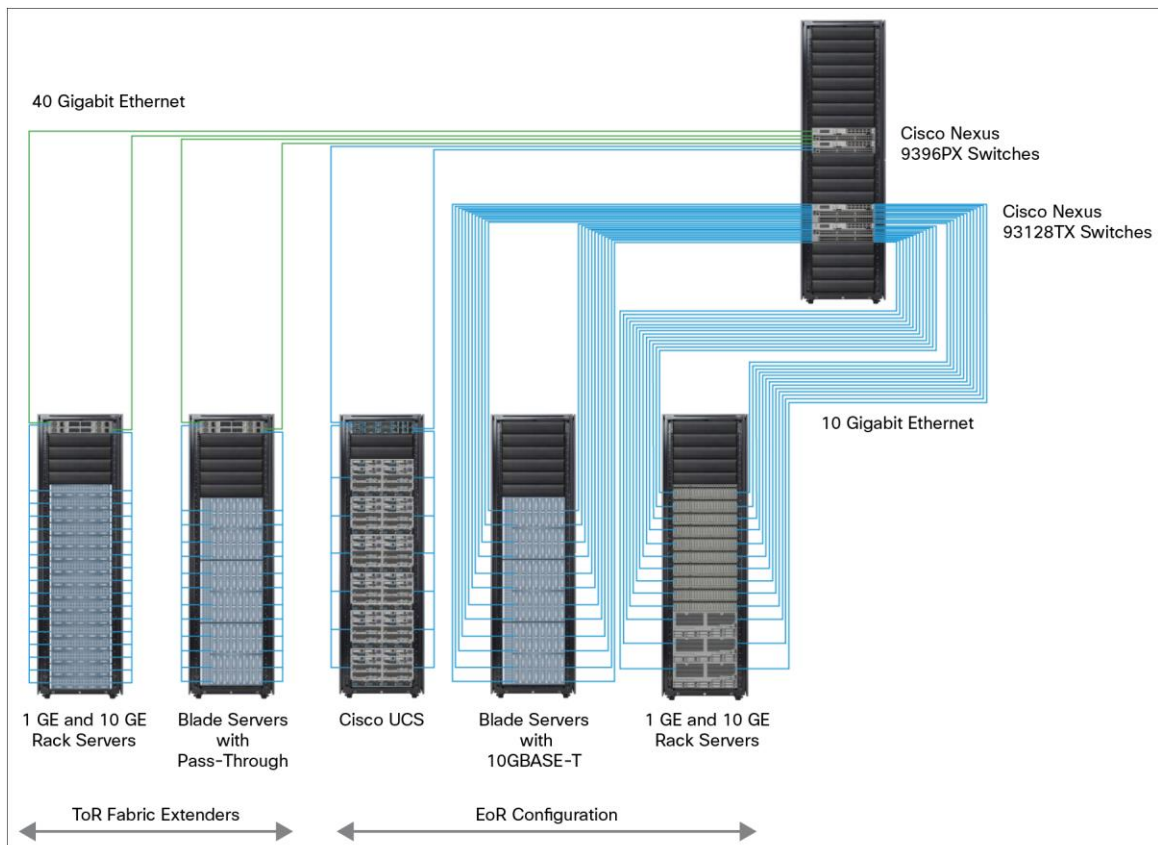
End-of-Row Access-Layer Switch

In addition to being an excellent ToR switch, Cisco Nexus 9300 platform switches can be configured as MoR and EoR access-layer switches. They can connect to almost any blade or rack server through 1 and 10 Gigabit Ethernet connections including the following (Figure 12):

- Third-party and standalone Cisco Unified Computing System™ (Cisco UCS®) rack servers
- Third-party blade server chassis with chassis-resident switches or pass-through devices
- Cisco UCS

The Cisco Nexus 9396PX and 9372PX can be used to connect both 10 and 40 Gigabit Ethernet-equipped fabric extenders, Cisco Nexus B22 Blade Fabric Extenders in Dell and HP blade chassis (not shown), and 10 Gigabit Ethernet-equipped servers and systems such as Cisco UCS. The Cisco Nexus 9372TX, 9396TX, 93120TX and 93128TX provide excellent connectivity for large numbers 10 Gigabit Ethernet-equipped blade or rack servers equipped with 10GBASE-T ports.

Figure 13. Cisco Nexus 9300 Platform Switches as EoR Access-Layer Switches with and without Cisco Fabric Extender Technology

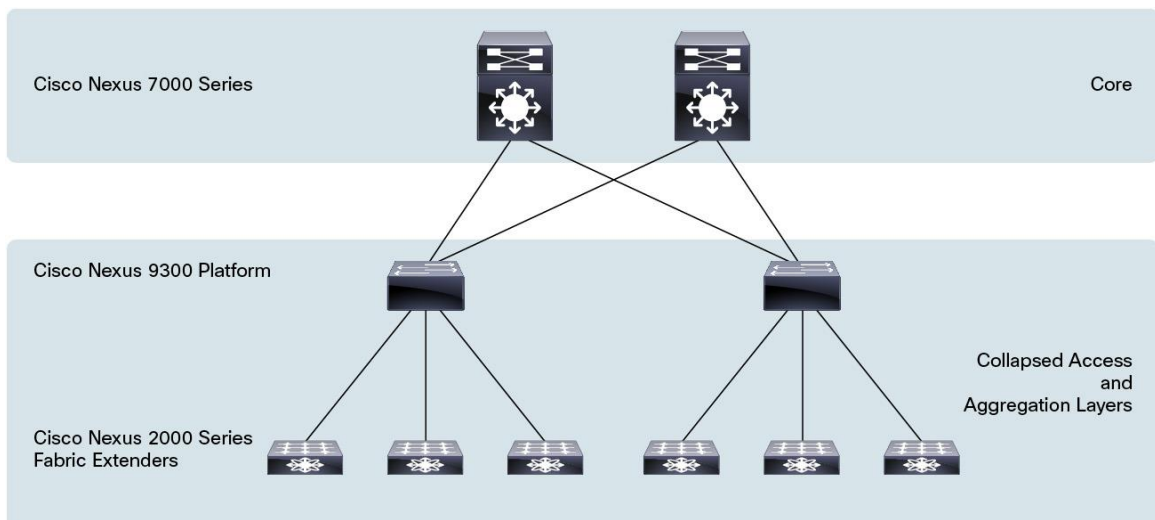


Collapsed Access and Aggregation Layers

As Figure 12 shows, the Cisco Nexus 9300 platform supports Cisco Nexus 2000 Series Fabric Extenders to establish a centrally managed yet physically distributed collapsed access- and aggregation-layer switch. Although each fabric extender resides physically at the top of each rack or within each blade server chassis, each device is handled as a remote line card of the Cisco Nexus 9300 platform switch, yielding massive scalability through flexible bandwidth oversubscription but with only a single point of management.

By using Cisco Nexus 2000 Series Fabric Extenders at the top of each rack, organizations can reduce the cabling complexity, overall power consumption, and number of management points. This approach facilitates a “rack-and-roll” deployment model in which individual server racks can be prewired using ToR fabric extenders, with the only connections required to bring them into the data center being network uplink and power connections.

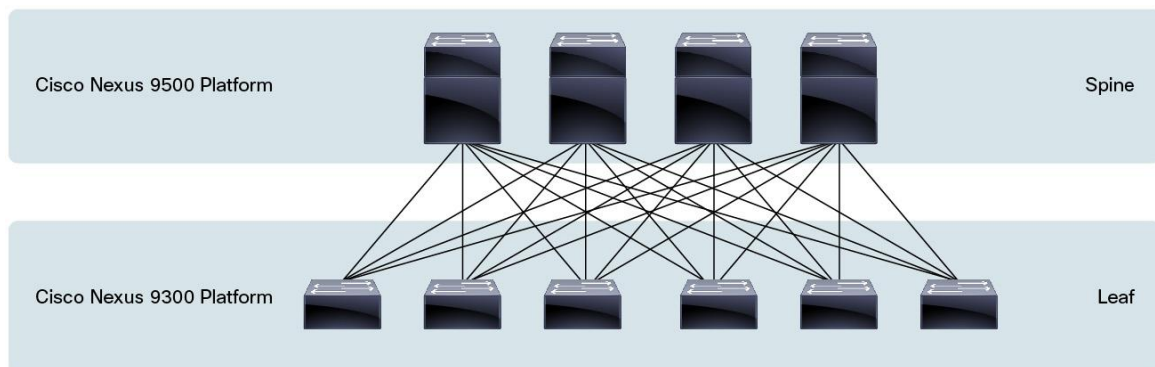
Figure 14. Collapsed Access and Aggregation Layers with Cisco Fabric Extenders



Leaf-and-Spine Architecture

Cisco Nexus 9300 platform switches are excellent choices for leaf switches in a leaf-and-spine architecture (Figure 11). The Layer 3 capabilities established by both Cisco Nexus 9500 and 9300 platforms enable the two to be used with Equal-Cost Multipath (ECMP) routing to accelerate the flow of traffic and reduce reconvergence time in the event of a failure. The degree of redundancy in a leaf-and-spine architecture delivers increased availability with a high level of flexibility in workload placement.

Figure 15. Cisco Nexus 9300 and 9500 Platforms in a Leaf-and-Spine Architecture



Cisco NX-OS Software Overview

Cisco NX-OS is a purpose-built data center operating system designed for performance, resiliency, scalability, manageability, and programmability at its foundation. Cisco NX-OS provides a robust and comprehensive feature set that meets the demanding requirements of virtualization and automation in present and future data centers.

The Cisco Nexus 9000 Series uses an enhanced version of Cisco NX-OS Software with a single binary image that supports every switch in the series, simplifying image management. The operating system is modular, with a dedicated process for each routing protocol, a design that isolates faults while increasing availability. In the event of a process failure, the process can be restarted without losing state. The operating system supports In-Service Software Upgrade (ISSU)^{*}, hot and cold patching, and online diagnostics.

^{*} Please refer to the latest software release for the support.

Main features include the following:

- Power-On Auto Provisioning (POAP) automates the process of upgrading software images and installing configuration files on Cisco Nexus switches that are being deployed in the network for the first time.
- Intelligent API (iAPI) provides operators with a way to manage the switch through remote procedure calls (RPCs; JavaScript Object Notation [JSON] or XML) over HTTP/HTTPS infrastructure.
- Patching allows Cisco NX-OS to be upgraded and patched without any interruption in switch operations.
- Line-rate overlay support provides Virtual Extensible LAN (VXLAN) bridging and routing at full line rate, facilitating and accelerating communication between virtual and physical servers as well as between multiple data centers in a campus environment.

Cisco NX-OS Features and Benefits

The software packaging for the Cisco Nexus 9000 Series offers flexibility and a comprehensive feature set while being consistent with Cisco Nexus access switches. The default system software has a comprehensive Layer 2 security and management feature set. To enable Layer 3 IP Unicast and IP Multicast routing functions, you must install additional licenses. Table 5 lists the software packaging and licensing available to enable advanced features.

Table 5. Software Packaging and Licensing

Packaging	Chassis Based	Part Number	Supported Features
Cisco Nexus 9300 Enhanced Layer 3 license	Chassis	N93-LAN1K9	Layer 3 including full Open Shortest Path First (OSPF), Enhanced Interior Gateway Routing Protocol (EIGRP), Border Gateway Protocol (BGP), and VXLAN
Cisco Data Center Network Manager (DCNM) license	Chassis	DCNM-LAN-N93-K9	Cisco DCNM license for Cisco Nexus 9300 platform

For complete list of supported features refer to [Cisco Feature Navigator](#).

Software Requirements

The Cisco Nexus 9000 Series supports Cisco NX-OS Software Release 6.1 and later. Cisco NX-OS interoperates with any networking operating system, including Cisco IOS[®] Software, that conforms to the networking standards described in this data sheet.

The Cisco Nexus 9000 Series runs Cisco NX-OS on a 64-bit Linux kernel (Release 3.4.10) with a single binary image that supports both modular (Cisco Nexus 9500 platform) and fixed-port (Cisco Nexus 9300 platform) switches. The software image is based on Cisco NX-OS Software Release 6.1(2). The single image incorporates both the Linux kernel and Cisco NX-OS so that the switch can be booted through a standard Linux kickstart process.

For the latest software release information and recommendations, please refer to the product bulletin at <http://www.cisco.com/go/nexus9000>.

Specifications

Table 6 lists the specifications for the Cisco Nexus 9300 platform switches. (Please check software release notes for feature support information.)

Performance and Scalability

Table 6. Product Specifications

Item	Cisco Nexus 9300 Series
Maximum number of longest prefix match (LPM) routes	16,000
Maximum number of IP host entries	208,000
Maximum number of MAC address entries	96,000
Number of multicast routes	<ul style="list-style-type: none"> • 32,000 (without virtual PortChannel [vPC]) • 32,000 (with vPC)
Number of Interior Gateway Management Protocol (IGMP) snooping groups	<ul style="list-style-type: none"> • 32,000 (without vPC) • 32,000 (with vPC)
Maximum number of Cisco Nexus 2000 Series Fabric Extenders per switch	16
Number of access control list (ACL) entries	<ul style="list-style-type: none"> • 4000 ingress • 1000 egress
Maximum number of VLANs	4096
Maximum number of Virtual Routing and Forwarding (VRF) instances	1000
Maximum number of links in a PortChannel	32
Maximum number of ECMP paths	64
Maximum number of PortChannels	528
Number of active Switched Port Analyzer (SPAN) sessions	4
Maximum number of Rapid per-VLAN Spanning Tree (RPVST) instances	507
Maximum number of Hot Standby Router Protocol (HSRP) groups	490
Maximum number of Multiple Spanning Tree (MST) instances	64
Maximum number of VXLAN tunnel endpoints (VTEP) and VXLAN physical servers (per VLAN)	256

Environmental Properties

Table 7 lists the environmental properties and Table 8 lists the weight of Cisco Nexus 9300 platform switches.

Table 7. Environmental Properties

Property	Description
Operating temperature	32 to 104°F (0 to 40°C)
Nonoperating (storage) temperature	-40 to 158°F (-40 to 70°C)
Humidity	5 to 95% (noncondensing)
Altitude	0 to 13,123 ft (0 to 4000m)

Table 8. Weight

Component	Weight
Cisco Nexus 93128TX without power supplies, fans, or uplink module	32.56 lb (14.8 kg)
Cisco Nexus 9396PX without power supplies, fans, or uplink module	22.45 lb (10.2 kg)
Cisco Nexus 9396TX without power supplies, fans, or uplink module	22.45 lb (10.2 kg)
Cisco Nexus 9372PX without power supplies or fans	22.2 lb (10.1 kg)
Cisco Nexus 9372TX without power supplies or fans	22.6 lb (10.25 kg)
Cisco Nexus 9332PQ without power supplies or fans	22 lb (9.7 kg)
650W AC power supply: N9K-PAC-650W or N9K-PAC-650W-B	2.42 lb (1.1 kg)
Fan tray 1: N9K-C9300-FAN1 or N9K-C9300-FAN1-B	0.92 lb (0.4 kg)
1200W AC power supply: N9K-PAC-1200W or N9K-PAC-1200W-B	2.64 lb (1.2 kg)
Fan tray 2: N9K-C9300-FAN2 or N9K-C9300-FAN2-B	1.14 lb (0.5 kg)
930W DC power supply	2.42 lb (1.1 kg)
Cisco Nexus M6PQ uplink module (1 per switch)	2.0 lbs/0.9 Kg)
Cisco Nexus M12PQ uplink module (1 per switch)	3.12 lb (1.4 kg)

Regulatory Standards Compliance

Table 9 summarizes regulatory standards compliance for the Cisco Nexus 9300 platform switches.

Table 9. Regulatory Standards Compliance: Safety and EMC

Specification	Description
Regulatory compliance	Products should comply with CE Markings according to directives 2004/108/EC and 2006/95/EC
Safety	<ul style="list-style-type: none"> • UL 60950-1 Second Edition • CAN/CSA-C22.2 No. 60950-1 Second Edition • EN 60950-1 Second Edition • IEC 60950-1 Second Edition • AS/NZS 60950-1 • GB4943
EMC: Emissions	<ul style="list-style-type: none"> • 47CFR Part 15 (CFR 47) Class A • AS/NZS CISPR22 Class A • CISPR22 Class A • EN55022 Class A • ICES003 Class A • VCCI Class A • EN61000-3-2 • EN61000-3-3 • KN22 Class A • CNS13438 Class A
EMC: Immunity	<ul style="list-style-type: none"> • EN55024 • CISPR24 • EN300386 • KN 61000-4 series
RoHS	The product is RoHS-6 compliant with exceptions for leaded-ball grid-array (BGA) balls and lead press-fit connectors

Supported Optics Modules

For details about the optics modules available and the minimum software release required for each supported module, visit http://www.cisco.com/en/US/products/hw/modules/ps5455/products_device_support_tables_list.html.

Ordering Information

Table 10 presents ordering information for the Cisco Nexus 9300 platform switches. Note that you can order the Cisco Nexus 2000 Series Fabric Extenders either separately or along with the Cisco Nexus 9300 platform switch.

Table 10. Ordering Information

Part Number	Product Description
Base PID	
N9K-C9396PX	Nexus 9300 with 48p 1/10G SFP+ and 12p 40G QSFP
N9K-C9396TX	Nexus 9300 with 48p 1/10G-T and 8p 40G QSFP
N9K-C93128TX	Nexus 9300 with 96p 1/10G-T and 8p 40G QSFP
N9K-C93120TX	Nexus 9300 with 96p 1/10G-T and 6p 40G QSFP
N9K-C9332PQ	Nexus 9300 with 32p 40G QSFP
N9K-C9372PX	Nexus 9300 with 48p 1/10G SFP+ and 6p 40G QSFP+
N9K-C9372TX	Nexus 9300 with 48p 1/10G-T and 6p 40G QSFP+
N9K-M6PQ	Uplink Module for Nexus 9300, 6p 40G QSFP
N9K-M12PQ	Uplink Module for Nexus 9300, 12p 40G QSFP
N9K-M4PC-CFP2	Uplink Module for Nexus 9300, 4p 100G
Power Supplies	
N9K-PAC-650W	Nexus 9300 650W AC PS, Port-side Intake
N9K-PAC-650W-B	Nexus 9300 650W AC PS, Port-side Exhaust
N9K-PAC-1200W	Nexus 9300 1200W AC PS, Port-side Intake
N9K-PAC-1200W-B	Nexus 9300 1200W AC PS, Port-side Exhaust
UCSC-PSU-930WDC	Nexus 9300 930W DC PS, Port-side Intake
FAN	
N9K-C9300-FAN2	Nexus 93128 & 9396 Fan 2, Port-side Intake
N9K-C9300-FAN2-B	Nexus 93128 & 9396 Fan 2, Port-side Exhaust
NXA-FAN-30CFM-F	Nexus 9332 & 9372 Fan, Forward airflow (Port-side Exhaust)
NXA-FAN-30CFM-B	Nexus 9332 & 9372 Fan, Reverse airflow (Port-side Intake)
Software	
N93-LAN1K9	Enhanced L3 including full OSPF, EIGRP, BGP
DCNM-LAN-N93-K9	DCNM license for Nexus 9300 Series
Power Cords	
CAB-250V-10A-AR	AC Power Cord - 250V, 10A - Argentina (2.5 meter)
CAB-250V-10A-BR	AC Power Cord - 250V, 10A - Brazil (2.1 meter)
CAB-250V-10A-CN	AC Power Cord - 250V, 10A - PRC (2.5 meter)
CAB-250V-10A-ID	AC Power Cord - 250V, 10A, South Africa (2.5 meter)
CAB-250V-10A-IS	AC Power Cord - 250V, 10A - Israel (2.5 meter)
CAB-9K10A-AU	Power Cord, 250VAC 10A 3112 Plug, Australia (2.5 meter)
CAB-9K10A-EU	Power Cord, 250VAC 10A CEE 7/7 Plug, EU (2.5 meter)
CAB-9K10A-IT	Power Cord, 250VAC 10A CEI 23-16/VII Plug, Italy (2.5 meter)

Part Number	Product Description
CAB-9K10A-SW	Power Cord, 250VAC 10A MP232 Plug, SWITZ (2.5 meter)
CAB-9K10A-UK	Power Cord, 250VAC 10A BS1363 Plug (13 A fuse), UK (2.5 meter)
CAB-9K12A-NA	Power Cord, 125VAC 13A NEMA 5-15 Plug, North America (2.5 meter)
CAB-AC-L620-C13	North America, NEMA L6-20-C13 (2.0 meter)
CAB-C13-C14-2M	Power Cord Jumper, C13-C14 Connectors, 2 Meter Length (2 meter)
CAB-C13-C14-AC	Power cord, C13 to C14 (recessed receptacle), 10A (3 meter)
CAB-C13-CBN	Cabinet Jumper Power Cord, 250 VAC 10A, C14-C13 Connectors (0.7 meter)
CAB-IND-10A	10A Power cable for India (2.5 meter)
CAB-N5K6A-NA	Power Cord, 200/240V 6A North America (2.5 meter)
Accessories	
N3K-C3064-ACC-KIT	Nexus 9332,9372 Accessory Kit
N9K-C9300-ACK=	Nexus 93128 and 9396 Accessory Kit
N9K-C9300-RMK=	Nexus 93128 and 9396 Rack Mount Kit

Warranty

The Cisco Nexus 9300 platform has a 1-year limited hardware warranty. The warranty includes hardware replacement with a 10-day turnaround from receipt of a return materials authorization (RMA).

Service and Support

Cisco offers a range of professional, solution, and product support services for each stage of your Cisco Nexus 9300 deployment:

- Cisco Data Center Quick Start Service for Cisco Nexus 9000 Series Switches: This service offering provides consulting services that include technical advice and assistance to help deploy Cisco Nexus 9000 Series Switches.
- Cisco Data Center Accelerated Deployment Service for Cisco Nexus 9000 Series Switches: This service delivers planning, design, and implementation expertise to bring your project into production. The service also provides recommended next steps, an architectural high-level design, and operation-readiness guidelines to scale the implementation to your environment.
- Cisco Migration Service for Cisco Nexus 9000 Series Switches: This service helps you migrate from Cisco Catalyst 6000 Series Switches to Cisco Nexus 9000 Series Switches.
- Cisco Product Support: Support service is available globally 24 hours a day, 7 days a week, for Cisco software and hardware products and technologies associated with Cisco Nexus 9000 Series Switches. Enhanced support options delivered by Cisco also include solution support for Cisco ACI, Cisco SMARTnet™ Service, and Cisco Smart Net Total Care*.

For more information, visit <http://www.cisco.com/go/services>.

* Cisco products only

For More Information

For more information about the Cisco Nexus 9000 Series and latest software release information and recommendations, please visit <http://www.cisco.com/go/nexus9000>.




Americas Headquarters
Cisco Systems, Inc.
San Jose, CA

Asia Pacific Headquarters
Cisco Systems (USA) Pte. Ltd.
Singapore

Europe Headquarters
Cisco Systems International BV Amsterdam,
The Netherlands

Cisco has more than 200 offices worldwide. Addresses, phone numbers, and fax numbers are listed on the Cisco Website at www.cisco.com/go/offices.

 Cisco and the Cisco logo are trademarks or registered trademarks of Cisco and/or its affiliates in the U.S. and other countries. To view a list of Cisco trademarks, go to this URL: www.cisco.com/go/trademarks. Third party trademarks mentioned are the property of their respective owners. The use of the word partner does not imply a partnership relationship between Cisco and any other company. (1110R)